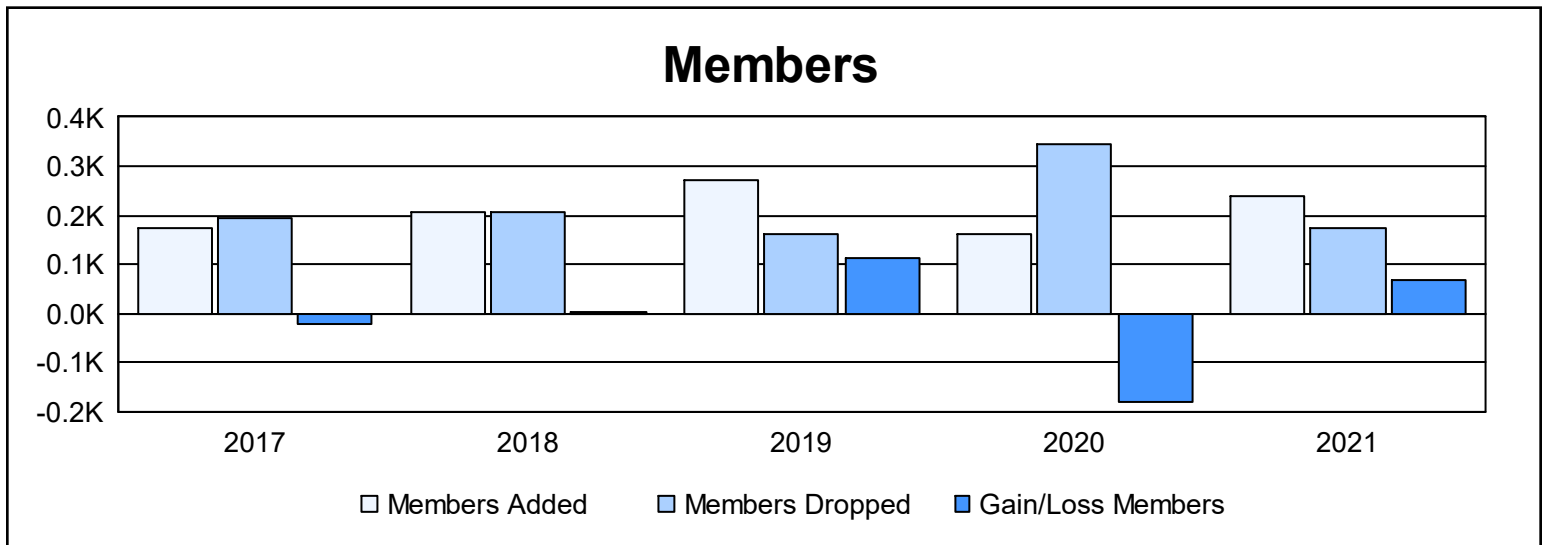
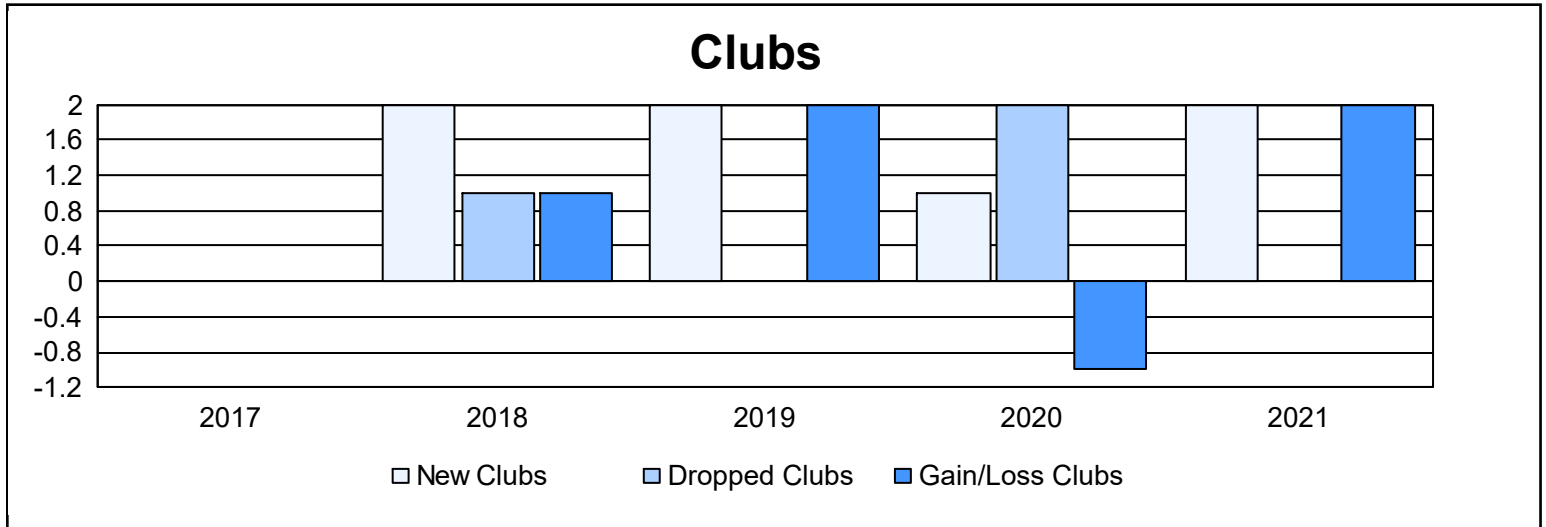
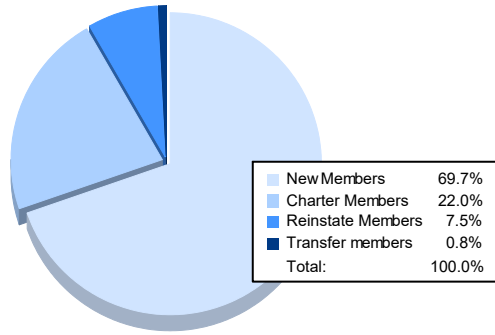


| Year | New Clubs | Dropped Clubs | Gain/ Loss Clubs | New Members | Charter Members | Reinstate Members | Transfer Members | Total Member Added | Total Members Dropped | Gain/ Loss Members |
|----------------|-----------|---------------|------------------|-------------|-----------------|-------------------|------------------|--------------------|-----------------------|--------------------|
| 2016-2017 | 0 | 0 | 0 | 145 | 8 | 14 | 6 | 173 | 195 | -22 |
| 2017-2018 | 2 | 1 | 1 | 122 | 74 | 4 | 7 | 207 | 206 | 1 |
| 2018-2019 | 2 | 0 | 2 | 197 | 62 | 5 | 7 | 271 | 160 | 111 |
| 2019-2020 | 1 | 2 | -1 | 83 | 28 | 42 | 9 | 162 | 343 | -181 |
| 2020-2021 | 2 | 0 | 2 | 168 | 53 | 18 | 2 | 241 | 175 | 66 |
| Average | 1 | 1 | 1 | 143 | 45 | 17 | 6 | 211 | 216 | -5 |



Membership Composition June 2021 Cumulative



Gender Composition June 2021 Cumulative

